

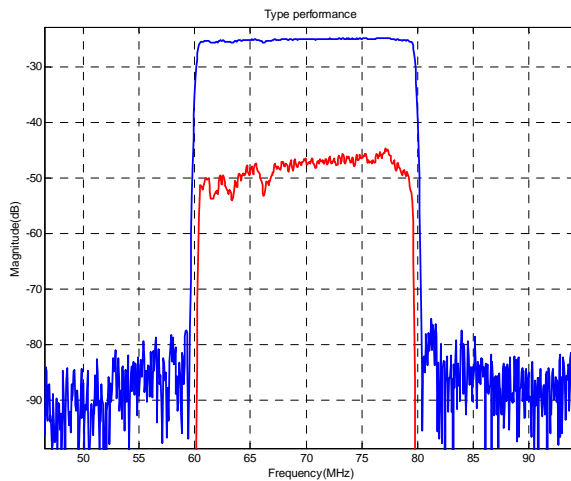
# 70 MHz Bandpass SAW Filter

19.4 MHz Bandwidth

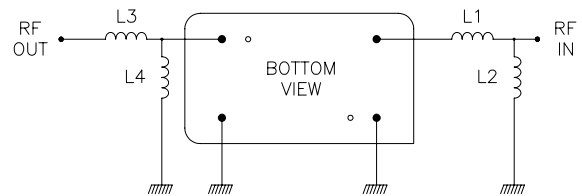
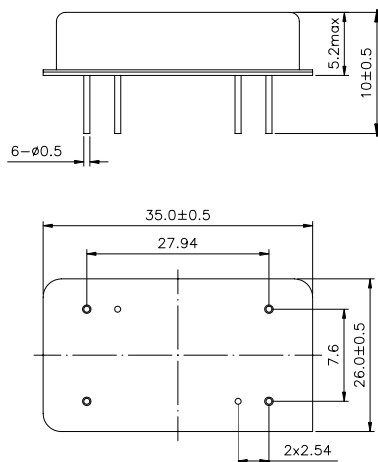
## BP60520

Specifications					
Parameter	Sym	Minimum	Typical	Maximum	Unit
Center Frequency at 25°C	fc	69.9	70	70.1	MHz
Insertion Loss at fc	IL	-	24.7	25.0	dB
1.5dB Bandwidth	BW <sub>1</sub>	19.0	19.23	-	MHz
3dB Bandwidth	BW <sub>3</sub>	19.4	19.46	-	MHz
50dB Bandwidth	BW <sub>50</sub>	-	20.74	21.0	MHz
Passband Variation	-	-	0.93	1.5	dB
Ultimate Rejection	-	50	53	-	dB
Substrate Material	-	-	128-LiNbO <sub>3</sub>	-	-
Ambient Temperature	Ta	-	25	-	°C
Operating Temperature Range	To	-55	25	85	°C

### Typical Performance



Package Outline
Matching Configuration



L1 : 78 nH   L2 : 180 nH  
 L3 : 80 nH   L4 : 180 nH  
 Nominal Source/Load Impedance : 50 Ω